



THE NEW GENUINE FRONT LOADER

GUIDE SUMMARY

VALTRA

YOUR WORKING MACHINE



SPECIALISE IN EVERYTHING.

COMPROMISE ON NOTHING.

The new Valtra Front Loader is available as a dealer fit installation from AGCO Parts. Key features include reduced weight for efficiency, increased beam strength for durability and up to 30% increased visibility for the operator in addition to a range of new options and refinements.

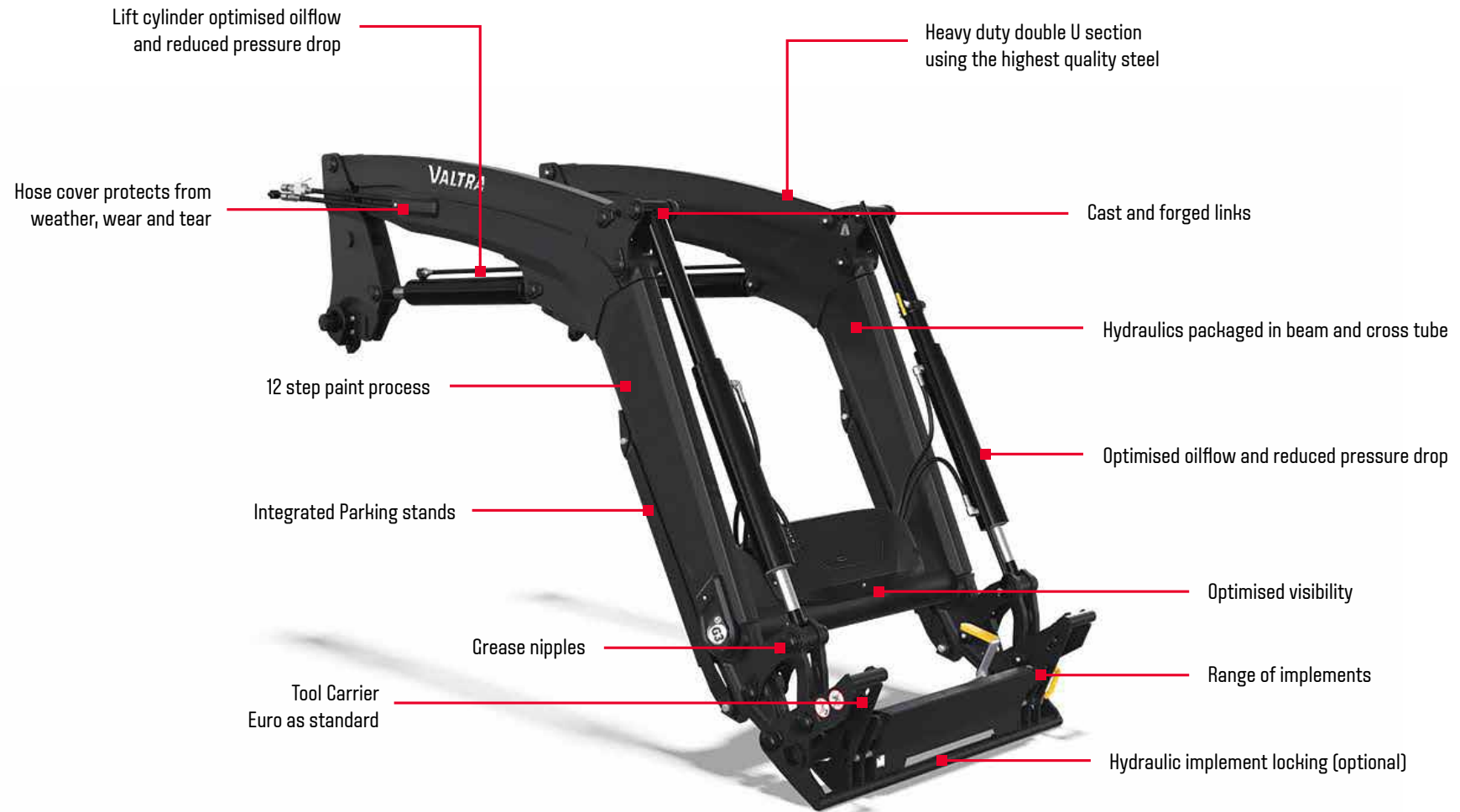
This enables you to upgrade an existing Valtra tractor to factory specification so you can equip your machine without compromise.



**GENUINE
ACCESSORIES**



FRONT LOADER HIGHLIGHTS



FRONT LOADER HIGHLIGHTS



50% more durable due to new frame design

Reduced loader weight means more capacity in your bucket

50% less pressure drops

30% improved visibility

Lock & Go

Increased Softdrive efficiency

Selecto-Fix (optional)



Valtra
since 51

VALTRA


TESTED IN EXTREME CONDITIONS.

LIKE YOU.

Valtra machines are engineered and tested in the extreme Nordic climate. Built to be versatile and superior in strength, it's important when selecting a front loader that it can match Valtra's high levels of performance.

The new loaders were taken out onto the farm, into the forests and placed on stress rig tests pushing every aspect of the loader to its limit, ensuring you have the best front loader in the world for your working machine.

The new Valtra Front Loader is the genuine factory approved beam for your tractor.





WITH THE RIGHT TOOL FOR THE JOB, IT TAKES LESS WORK TO DO MORE.

There are thirty models available to suit your machine and capacity requirements. Each loader beam is specified with a euro tool carrier as standard.

Stocked beams are also preinstalled with 3 hydraulic services and damping. The beams can either be installed on existing machines with compatible mountings or if required, Valtra installation kits are also available for the A, N and T Series for both the 3rd and 4th generation.

There are a selection of hydraulic controls available, subject to machine and model. From the proven ErgoDrive to the convenient thumb control of the ElectroDrive LCS and ElectroDrive LCS systems, there is a solution for all budgets.





LIGHTEN THE LOAD.

Valtra Front Loader beams are designed to offer optimum torsional strength and durability and are supported by a robust, strong sub-frame, providing you with reliability you can count on. Whether it is moving pallets, carrying feed to livestock or unloading grain, you can always depend on the Valtra Front Loader.

The new Valtra Front Loader is 50% more durable, with hydraulics packaged inside a beam manufactured with precision welded Double U sections of steel, enabling a lighter loader with increased strength.

REAR BALLAST.

To ensure optimum performance it is important your machine is set up correctly and that rear ballast is considered. Failure to do so can reduce not only the beam performance but also tractor stability. When ordering your Valtra Front Loader, don't forget about the range of Genuine monoblock and rear wheel weights available through AGCO Parts.





MECHANICAL OR ELECTRONIC LOADER OPERATION

On base models the front loader is controlled mechanically using the ErgoDrive system. With ErgoDrive, the front loader still has its own valve, freeing up the tractor's other work hydraulics for other uses. ErgoDrive has been designed especially for front loader applications, so it is easy to use and helps enhance productivity.

For more demanding applications, Valtra offers its own electronic control system. On A Series this means a special armrest that allows the driver to control the electronic loader valves using the joystick. The position of the armrest can be adjusted, and since controlling the front loader electronically does not require the use of force, the driver can work long days effectively and safely.

On HiTech models the hydraulic output is either 73 or 90 litres per minute (up to 98 l/min on A Series models). The hydraulics and transmission share the same oil.

On N Series Versu and Direct models the output is either 115, 160 or 200 litres per minute, and the oils are separate. This makes it possible to use many different kinds of implements in addition to the front loader without having to change the oils so frequently.

Valtra Arm is a front loader control available to HiTech and Active models on which all the work hydraulics are controlled electronically.



Front loader control next to the seat (optional on HiTech models)



ErgoDrive

WHICH JOYSTICK MEETS YOUR REQUIREMENTS BEST?

We offer two very different joystick options for loader control – the **ElectroDrive QS™**, enabling you to adapt your control system to your own needs, or the alternative ErgoDrive, mechanical cable-guided single lever control. **ElectroDrive QS™** comes standard with AAC, Automatic Angle Control. It automatically returns your implement to a pre-set angle. You choose what suits you and your tractor best - but please give it some thought and don't only let the cost be the deciding factor. Here's a brief comparison between the two:



Loader Control System™



ElectroDrive QS™



ErgoDrive

BASIC LOADER CONTROL

Fully proportional control of all loader movements	●	●
Float function for lowering and tilt movement	●	●
3rd hydraulic function*	●	●
4th hydraulic function*	●	●**
Hydraulic implement locking*	●	●**
SoftDrive, load damping*	●	●

USER CONFIGURABLE

AAC, Automatic Angle Control	●	
Operate 3rd function using buttons only*	●	
3rd function continuous flow*	●	
Implement shake function	●	
Speed reduction, independently settable for all 4 loader movements	●	
Programmable favourite button	●	

OTHER FEATURES

Spill free flat face quick couplers with separate electric connection, or multi-coupler with integrated electric connection	●	●
---	---	---

* Depending on the loader configuration ** Requires extra switch

UP TO 5 YEARS EXTENDED WARRANTY.

The Valtra Front Loader is supported by the reassurance of AGCO Parts 12 month warranty, however with Valtra Care, as with all Genuine Accessories, the loader and installation warranty is covered for up to 5 years*.

If fitted to the machine by a Valtra franchise dealer within 12 months of first registration with Valtra Care extended warranty cover, the loader and installation parts are covered for the remainder of the warranty up to 5 years*.

**Terms and Conditions apply*

Valtra Care



STOCKED LOADER BEAMS AND OPTIONS.

AGCO Parts have the following range of Valtra Front Loaders, upgrades, installations and implements. These are all delivered direct from the factory in Suolahti to your Valtra dealer for installation.

The range is constantly expanding, so if you do not see the applicability or feature required then simply ask regarding availability.

STEP ONE

Select your beam.

STEP TWO

Select the installation parts you require.

STEP THREE

Select any additional upgrades or implements you require.

We recommend your Valtra dealer contact your Parts Technical Team via the Aftersales case system in AGCONET with your machine serial number so that the technical team at Valtra can check your machine configuration and confirm the correct kits are quoted for and ordered.



FRONT LOADER SPECIFICATIONS

G-SERIES MODELS	Non Self-Levelling	G3	G4	G5	Self-Levelling	G3S	G3L	G4S
TRACTOR DATA								
Tractor PTO HP Range		60-100	80-140	100-180		60-100	60-100	80-140
Tractor weight (max)		4000	5000	6000		4000	4000	5000
Specified Pressure		195	195	195		195	195	195
Specified Flow		50	60	80		50	50	60
LOADER PHYSICAL DATA								
Arm width (C-C)		1040	1040	1040		1040	1040	1040
Weight - Front loader		450	515	560		520	525	575
LIFT HEIGHTS AND BUCKET ANGELS								
Maximum Lift Height - Measured at Pivot Pin		3,55	3,79	4,06		3,55	3,81	3,79
Maximum Lift Height - Under Level Bucket		3,25	3,49	3,76		3,25	3,51	3,49
Maximum Dump Angle at Maximum height		58	58	56		58	53	58
Maximum Q Level angle		48	48	48		58	58	58
Maximum Rollback Angle at ground						48	50	48
LOADER FORCES								
Lift Capacity to Maximum Height -800 mm (31.5 in) From Pivot Pin		1250	1290	1300		1550	1740	1920
Lift Capacity, 1.5 m (59 in) Height -800 mm (31.5 in) From Pivot Pin		1650	1720	1870		1570	1760	1940
Breakout Force -800 mm (31.5 in) From Pivot Pin		1790	1850	2070		1630	1830	1990
Rollback Force at Ground Level -800 mm (31.5 in) From Pivot Pin		2430	3420	3420		2390	3430	3360
REACH DATA								
Clearance with bucket dumped 45 deg		2580	2820	3090		2580	2840	2820
LOADER POSITION								
Digging Depth		160	160	160		160	160	160

G4M	G4L	G5S	G5M	G5L	G6S	G6M	G6L	G7S	G7M
80-140	80-140	100-180	100-180	100-180	120-220	120-220	120-220	140-180	140-280
5000	5000	6000	6000	6000	7000	7000	7000	8000	8000
195	195	195	195	195		195	195		195
60	60	80	80	80	90	90	90	90	100
1040	1040	1040	1040	1040	1040/1200	1040/1200	1040/1200	1040/1200	1040/1200
575	580	620	620	625	760	720	750	760	760
3,79	4,02	4,06	4,06	4,20	4,25	4,25	4,55	4,60	4,60
3,49	3,72	3,76	3,76	3,90	3,95	3,95	4,25	4,30	4,30
58	54	57	57	54	57	57	53	54	54
58	60	58	58	58	58	58	59	58	58
48	49	48	48	49	48	48	52	49	49
2260	1780	1980	2300	1930	2140	2470	1980	2170	2490
2280	1820	2100	2440	2020	2350	2700	2110	2460	2810
2320	1910	2290	2640	2160	2470	2840	2230	2620	2990
3360	3400	3370	3910	3420	3400	4540	4000	3970	4600
2820	3050	3090	3090	3230	3280	3280	3580	3630	3630
160	180	160	160	170	160	160	200	160	160

FRONT LOADER BEAMS **STEP ONE**

C3 PREMIUM	MODEL NAME	SELF LEVELING	SERVICES	DAMPING	EURO	STOCKED	A74-A94	A104- A114	PART NUMBER
	G3	-	2	-	•	-	•	-	ACW2374810
	G3S	•	2	-	•	-	•	-	ACW2375340
	G3L	•	2	-	•	-	•	•	ACW2380070
	G3S	•	3	•	•	•	•	-	ACPO346040

C4 PREMIUM	MODEL NAME		SERVICES	DAMPING	EURO	STOCKED	A104-A114	A124-A134	N4	PART NUMBER
	G4	-	2	-	•	-	•	•	-	ACW2380110
	G4S	•	2	-	•	-	•	•	-	ACW2380120
	G4L	•	2	-	•	-	•	•	•	ACW2380130
	G4S ext	•	2	-	•	-	-	-	• ²	ACW2432100
	G4M ext	•	2	-	•	-	-	-	• ²	ACW2432110
	G4S	•	3	•	•	•	•	•	-	ACPO346050

C5 PREMIUM	MODEL NAME		SERVICES	DAMPING	EURO	STOCKED	A104-A114	A124-A134	N4	PART NUMBER
	G5	-	2	-	•	-	•	•	• ³	ACW2380150
	G5S	•	2	-	•	-	•	•	•	ACW2380160
	G5M	•	2	-	•	-	-	-	•	ACW2420940
	G5L	•	2	-	•	-	• ¹	•	•	ACW2380200
	G5S	•	3	•	•	•	•	•	•	ACPO346060

→ INDICATES STOCKED ITEM ←

G6 PREMIUM	MODEL NAME		SERVICES	DAMPING	EURO	STOCKED	N4	T4	PART NUMBER
	G6	-	2	-	•	-	•	-	ACW2421200
	G6S	•	2	-	•	-	•	-	ACW2422060
	G6S ext	•	2	-	•	-	-	•	ACW2422160
	G6M ext	•	2	-	•	-	-	•	ACW2422670
	G6L	•	2	-	•	-	-	• ⁴	ACW2432120
	G6S		3	•	•	•	•	-	ACP0346070

G7 PREMIUM	MODEL NAME		SERVICES	DAMPING	EURO	STOCKED	T4	PART NUMBER
	G7S	•	2	-	•	-	• ⁴	ACW2422760
	G7M	•	2	-	•	-	• ⁴	ACW2422890
	G7S	•	3	•	•	•	• ⁴	ACP0346080

VALTRA X - UTILITY	MODEL NAME		SERVICES	DAMPING	EURO	STOCKED	A74-A94	A104-A114	A124-A134	PART NUMBER
	Valtra X31	-	2	-	•	-	•	-	-	ACW1586370
	Valtra X36	•	2	-	•	-	•	-	-	ACW1586540
	Valtra X41	-	2	-	•	-	•	•	•	ACW1586560
	Valtra X46	•	2	-	•	-	-	•	•	ACW1586570
	Valtra X51	•	2	-	•	-	-	•	•	ACW1586580
	Valtra X56	•	2	-	•	-	-	•	•	ACW1586600

NP = Non-Parallel / P = Parallel

1 = A104M & A114M Only, track width limit of 1,900 mm Max

2 = Only for N104-N124

3 = Not for N174

4 = Possible with front lift



 Unigrip

VALTRA

INSTALLATION STEP TWO

MODEL	DESCRIPTION	APPLICATION	PART NUMBER
A3	Complete installation frame	All machines	VZ14325135
	ElectroDrive LCS	All machines	AL15246FCA
	ErgoDrive*	All machines	VZ15246BAA

MODEL	DESCRIPTION	APPLICATION	PART NUMBER
A4	Complete installation frame	Valtra A74-A94	AL14329325
	Complete installation frame	Valtra A104-A114	AL14329925
	Complete installation frame	Valtra A124-A134	AL14329875
	ElectroDrive LCS	Valtra A74-A94	AL15505FCA
	ElectroDrive LCS	Valtra A104-A114	AL15506FCA
	ElectroDrive LCS	Valtra A124-A134	AL15506FCA
	ErgoDrive*	For all models: A3, A4, N3, N4, T4	AL15505BAA
	ErgoDrive*	For all models: A3, A4, N3, N4, T4	AL15506BAA
	ErgoDrive*	For all models: A3, A4, N3, N4, T4	AL15506BAA
	Beam protection**	Valtra A74-94 (G3S-G3M)	AL14350251
	Beam protection**	Valtra A74-94 (G3L)	AL14350252
	Beam protection**	Valtra A104-A114 / A124-A134 (G3L-G4M)	AL14350261
	Beam protection**	Valtra A104-A114 / A124-A134 (G4L)	AL14350262

→ ** Only for use with snow plough fitment to restrict horizontal movement of the beam

MODEL	DESCRIPTION	APPLICATION	PART NUMBER
N3	Complete installation frame	Not small N3	AL14326884
	ElectroDrive LCS	N93-103 H3/H5, N103.4 H3/H5-N163	AL15293FCA
	ErgoDrive*	For all models: A3, A4, N3, N4, T4	AL15293BAA
	ErgoDrive*	For all models: A3, A4, N3, N4, T4	AL15300BAA

MODEL	DESCRIPTION	APPLICATION	PART NUMBER
N4	Complete installation frame	All machines	AL14329214
	ElectroDrive LCS	N134, 154e, 174 Active	AL15435FCA
	ElectroDrive LCS	N104, 114e, 134, 124, 154e, 174 HiTech	AL15436FCA
	ErgoDrive*	For all models: A3, A4, N3, N4, T4	AL15436BAA
ErgoDrive*	For all models: A3, A4, N3, N4, T4	AL15435BAA	

MODEL	DESCRIPTION	APPLICATION	PART NUMBER
T3	Complete installation frame	HiTech	AL14326345
	Complete installation frame	Versu/Direct	AL14325125
	ElectroDrive LCS	T133-T173 HiTech	AL15028FCA
	ErgoDrive*	For all models: A3, A4, N3, N4, T4	VZ15028BAA
	ErgoDrive*	For all models: A3, A4, N3, N4, T4	AL15337BAA

MODEL	DESCRIPTION	APPLICATION	PART NUMBER
T4	Complete installation frame	All machines	AL14329354
	ElectroDrive LCS	T144, 154, 174, 174e, 194, 214, 234 Active	AL15412FCA
	ElectroDrive LCS	T144, 154, 174, 174e, 194, 214, 234 HiTech	AL15462FCA
	ErgoDrive*	For all models: A3, A4, N3, N4, T4	AL15412BAA
	ErgoDrive*	For all models: A3, A4, N3, N4, T4	AL15462BAA

→ ErgoDrive* for more details on product please refer to page no. 7 of this brochure

*Refer to partsbooks or contact Customer Services for the Beam Protection for your machine.

IMPORTANT:

Specifications are for guidance. To ensure compatibility with your Valtra, please contact customer services with your serial number and confirm parts required before ordering. New accessory kits are being released to expand and support the Valtra Front Loader offer.

TOOL CARRIER

	TOOL CARRIERS		PART NUMBER
PREMIUM	Euro/Ålö		ACW2427100
	Euro/SMS		ACW2390560
	Euro/Valtra		ACW2427110
	Euro*	Standard fit on Valtra Front Loader	-
	Stora BM		ACW2427160
	Euro/FX		ACW2404350
VALTRA X	Euro/MX		ACW2404430
	Euro*	Standard fit on Valtra Front Loader	-
	Euro/SMS		ACW1625820

*The Valtra Front Loader comes complete with the Euro Tool Carrier



UPGRADES **STEP THREE**

NEW VALTRA FRONT LOADER ACCESSORIES		PART NUMBER
PREMIUM	SELECTO 3	ACV0819790
	SELECTO 3 + Hydraulic Implement Lock	ACV0819800
	Electronic SoftDrive	ACV0819810
	Electronic SoftDrive + Sel 3	ACV0819820
	Electronic SoftDrive + Sel 3 & 4	ACV0819840
	Electronic SoftDrive + Sel 3 + Hydraulic Implement Lock	ACV0819850
	Electronic SoftDrive + Sel 3 & 4 + Hydraulic Implement Lock	ACV0819860
	Electronic SoftDrive + 3live+ Hydraulic Implement Lock (Versu / Direct)	ACV0819990
	Electronic SoftDrive + 3live+Sel 4 + Hydraulic Implement Lock (Versu / Direct)	ACV0820000
	Selecto-Fix Implement part	V63777000
Selecto-Fix Loader part	V63776900	
Lighting kit with twin 10W LED Lamps	ACP0351720	





*3live - Only compatible with ElectroDrive LGS. Refer to Customer Services for details

NEW VALTRA X FRONT LOADER ACCESSORIES		PART NUMBER
VALTRA X	SELECTO 3	ACW1626730
	SoftDrive, Mechanical	ACW1599290
	SoftDrive, Mechanical +SELECTO 3	ACW1599320



BUCKETS

(Ask for details on other implements required)

IMPLEMENTS FOR FRONT LOADERS			VALTRA FRONT LOADER MODEL											PART NUMBER	
			V2, V3	V4, V5, V6	V7, V8	Valtra X3	Valtra X4	Valtra X5	C3	C4	C5	C6	C7		
BUCKETS SERIES HD	WIDTH	VOLUME													
	185 HD	720 Litre		•	•	•	•	•	•	•	•	•	•	•	
	200 HV														
	210 HD	820 Litre			•	•		•	•		•	•	•	•	
	240 HD	950 Litre			•	•		•	•		•	•	•	•	
	260 HD	1030 Litre				•								•	
BUCKETS SERIES HT	WIDTH	VOLUME													
	135 HT	540 Litre		•			•			•				AL11251108Q	
	160 HT	650 Litre		•	•			•	•		•	•	•	AL11251118Q	
	185 HT	720 Litre		•	•	•		•	•		•	•	•	AL11251128Q	
	210 HT	820 Litre			•	•		•	•		•	•	•	AL11251138Q	
GRADING BUCKET	WIDTH	VOLUME													
	220 200 HV	650 Litre		•	•	•		•	•		•	•	•	AL11251528Q	
NOTE: if the loader has the quick couplers on the cross tube, a long hose kit will be needed: contact customer services.															
HIGH TIP BUCKET	WIDTH	VOLUME													
	230	2000 Litre			•	•		•	•		•	•	•	•	AL11252678Q
	220				•	•		•	•		•	•	•	•	AL11252668Q

BALLAST

REAR WEIGHT

MATERIAL	WEIGHT	APPLICATION	INFORMATION	PART NUMBER
Cast	600 kg	Refer to machine	Valtra V branded weight	ACV0765450
Cast	900 kg	Refer to machine	AGCO branded weight	4385284M98
Cast	600 +600 kg	Refer to machine	Valtra V branded weight - Two piece	ACV0765440
Magnetite	600 kg	Refer to machine	AGCO Parts branded weight	ACP0139490
Magnetite	900 kg	Refer to machine	AGCO Parts branded weight	ACP0133290

WHEEL WEIGHTS

MATERIAL	WEIGHT	APPLICATION	INFORMATION	QTY	PART NUMBER
Cast	50 kg	A4	Nuts and Spacers required	1	ACW1536480
Cast	100 kg	A4	Nuts and Spacers required	2	ACW1536630
Cast	150 kg	A4	Nuts and Spacers required	1	ACW1536480
				2	ACW1536630
Cast	80 kg	N4	Nuts and Spacers required	2	ACV0257040
Cast	80 kg	N4	Nuts and Spacers required	3	ACV0257040
Cast	80 kg	T4	Nuts and Spacers required	2	ACV0257040
Cast	80 kg	T4	Nuts and Spacers required	3	ACV0257040



IMPLEMENTS



SERIES HT

The Series HT bucket is a soil bucket with teeth. It has the same versatile design as the popular Series H bucket, but the HT has teeth along its cutting edge.



PALLET FORKS

The Pallet Fork is durable, stable and safe. The upper support of the back frame is made in one piece and the load the fork carries is distributed over a large area.



BIG BAG LIFTER

The Big Bag Lifter is a simple and secure solution for handling large bags. The hook is bent to one side, which makes it easier for the operator to see the hook from the driver's seat.



Silograb®

The Silograb is unusually strong and effective. The close spacing of the tines practically eliminates the spilling of silage. The tines make a circular motion through the material, which produces the cleanest cut, the least power requirement and the longest service life for the tines.



Unigrip™

The light weight Unigrip bale jaw is used in similar tasks as the Flexigrip. Unigrip is well suited for smaller diameter bales. The arms distribute the pressure evenly over a large area. This ensures careful handling of the bales.



MANURE FORK

The Manure Fork is built to last. The bottom beams have welded sleeves for the tines that make the connection stronger. The tines are tightened to a very high torque and fitted on before painting the fork.



**GENUINE
ACCESSORIES**



© ACCO 2021. ACCO Parts provides worldwide genuine support to all ACCO machinery brands. EN2911.21

Every effort has been made to ensure that the information contained in this publication is as accurate and current as possible. However inaccuracies, errors or omissions may occur and applicability data may be changed at any time without notice. Therefore, applications should be confirmed prior to any purchase. Images for illustrative purposes only.